



50
Hz

TEZ-LINE CONDENSING UNITS

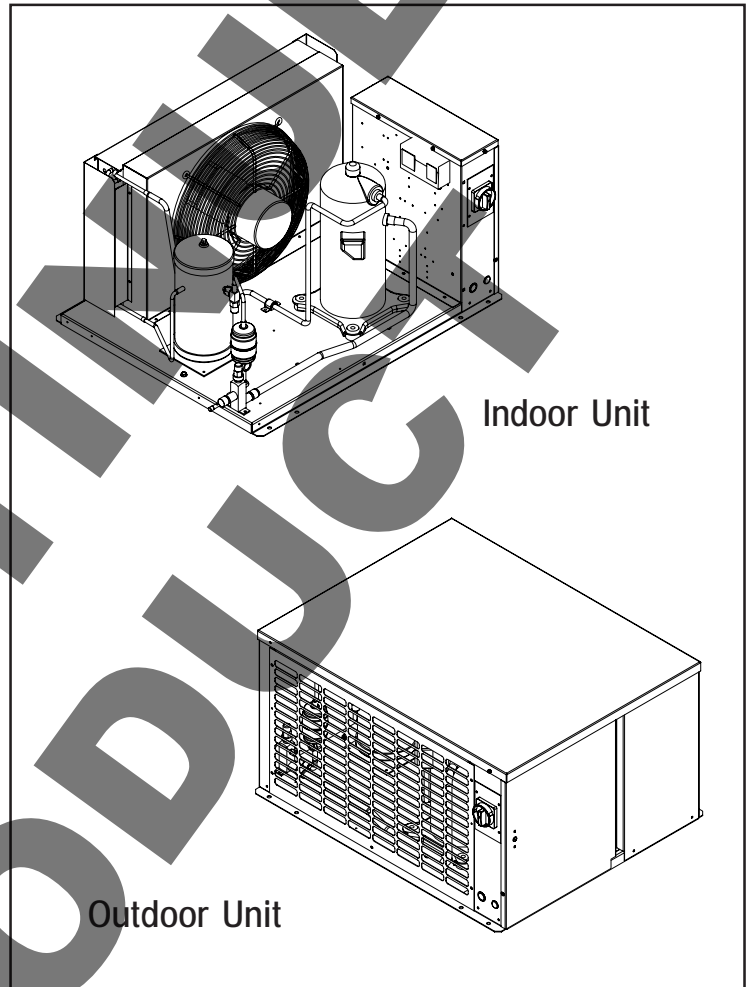
PRODUCT DATA & SPECIFICATIONS

INDOOR /OUTDOOR
AIR COOLED SCROLL
CONDENSING UNITS

2 TO 10 HP
HIGH, MEDIUM AND LOW
TEMPERATURE REFRIGERATION

Bulletin T40-TEZ-PDS-50-1

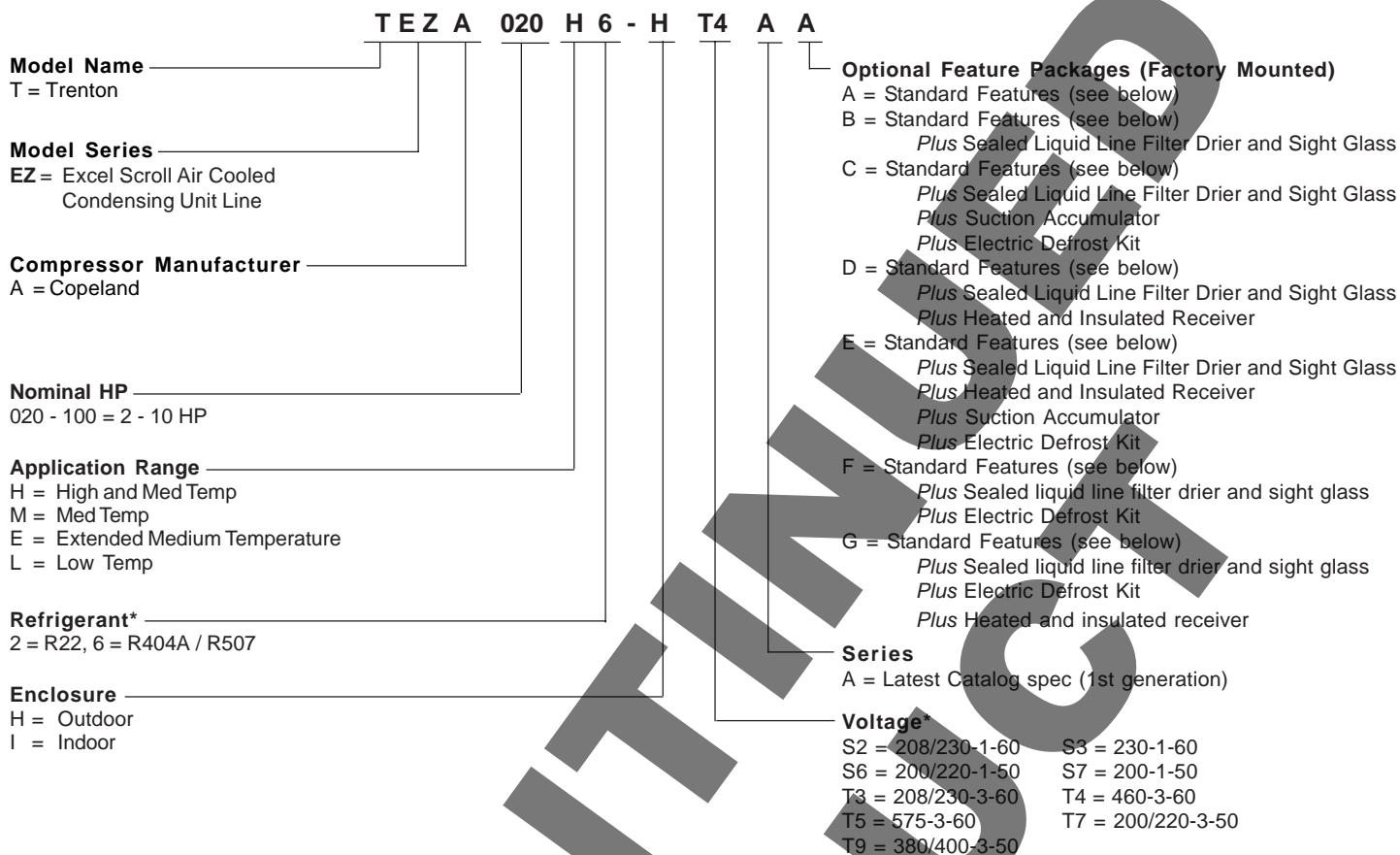
1079409-50



CONTENTS

	Page
Nomenclature.....	2
Features.....	2 - 3
Capacity Data (<i>Metric</i>).....	4 - 8
Electrical Data.....	9 - 10
Dimensional Data.....	11 - 12
Specifications.....	13
Wiring Diagrams.....	14 - 16

NOMENCLATURE



* subject to compressor availability

STANDARD FEATURES

Indoor Unit:

- Weatherproof electrical control box with compressor contactor and fused control circuit
- Welded hermetic scroll compressor
- High efficiency enhanced tube and fin condenser design
- Energy efficient PSC condenser fan motor
- Receiver with fusible plug and liquid shut off valve
- Adjustable dual high / low pressure control
- Suction service valve
- Pre-formed copper tubing
- Liquid injection (low temp. models)
- Unit leak tested and shipped with Helium holding charge

Outdoor Unit: All Standard Features of Indoor Unit, Plus:

- Outdoor weather-resistant housing with removable hood
- Flooded head pressure control (non adjustable)
- Crankcase heater

OPTIONAL FEATURE PACKAGES (Factory Mounted)

Package A:

- Standard Features (see pg. 2)

Package B:

- Standard Features (see pg. 2)
- *Plus* Sealed Liquid Line Filter Drier & Sight Glass

Package C:

- Standard Features (see pg. 2)
- *Plus* Sealed Liquid Line Filter Drier & Sight Glass
- *Plus* Suction Accumulator
- *Plus* Electric Defrost Kit

Package D:

- Standard Features (see pg. 2)
- *Plus* Sealed Liquid Line Filter Drier & Sight Glass
- *Plus* Heated and Insulated Receiver

Package E:

- Standard Features (see pg. 2)
- *Plus* Sealed Liquid Line Filter Drier & Sight Glass
- *Plus* Heated and Insulated Receiver
- *Plus* Suction Accumulator
- *Plus* Electric Defrost Kit

Package F:

- Standard Features (see pg. 2)
- *Plus* Sealed liquid line filter drier and sight glass
- *Plus* Electric Defrost Kit

Package G:

- Standard Features (see pg. 2)
- *Plus* Sealed liquid line filter drier and sight glass
- *Plus* Electric Defrost Kit
- *Plus* Heated and insulated receiver

OPTIONAL FEATURES (Factory Mounted)

- Suction accumulator
- Suction accumulator with boil-out coil
- Discharge line Check valve
- Oil separator
- Oil separator c/w oil return filter & solenoid valve
- Adjustable head pressure control valves
- Receiver inlet ball valve
- Heated and Insulated receiver
- Over-sized receiver
- Sealed liquid line filter drier & sight-glass
- Ball valve - liquid line (shipped loose)
- Insulated suction lines
- Leg Kits
- Discharge air hood
- Sub cooling circuit on 5 and 7.5 HP models
- Flex hoses - for all pressure controls (Dual Pressure, Oil switch, etc..)
- Liquid line solenoid valve-(with standard 230 volt coil)-shipped loose
- Compressor Circuit breaker
- Current sensing relay - for use with Oil safety control (where applicable)
- Defrost heater contactor c/w fuse block
- Evaporator Fan contactor c/w fuse block
- Disconnect switch
- Disconnect Fusing
- Pump down toggle switch
- Lock out control circuit -Liquid solenoid valve with separate HP and LP controls
- Hoffmann Speed control for condenser fan (replaces flooded valve)
- Time delay relay for compressor
- Mechanical Time Clock -Paragon 8145
- Electronic Time Clock
- Electronic Defrost Kit
- Electronic Voltage/Phase Monitor

CONDENSING UNIT MODEL	SATURATED SUCTION TEMPERATURE °C	AMBIENT TEMPERATURE °C						
		26.6	29.4	32.2	35	37.8	40.6	43.3
TEZA030H2 Compressor Model ZB21KCE	7.2	10961	10703	10445	10162	9878	9594	9285
	4.4	10084	9826	9594	9336	9053	8795	8511
	1.7	9233	9001	8769	8537	8305	8047	7789
	-1.1	8434	8227	7995	7789	7557	7325	7093
	-3.9	7660	7479	7273	7067	6860	6654	N/A
	-6.7	6938	6757	6577	6396	6216	N/A	N/A
	-9.4	6267	6113	5932	5777	N/A	N/A	N/A
TEZA035H2 Compressor Model ZB26KC	7.2	12483	12174	11838	11529	11168	10832	10471
	4.4	11477	11168	10884	10574	10265	9955	9620
	1.7	10523	10239	9981	9698	9414	9130	8821
	-1.1	9620	9362	9130	8872	8614	8331	8073
	-3.9	8769	8537	8305	8073	7841	7583	N/A
	-6.7	7944	7737	7531	7325	7118	N/A	N/A
	-9.4	7196	6989	6809	6603	N/A	N/A	N/A
TEZA040H2 Compressor Model ZB30KCE	7.2	14340	13953	13592	13205	12818	12406	11993
	4.4	13205	12844	12509	12148	11787	11426	11039
	1.7	12122	11787	11477	11142	10807	10471	10110
	-1.1	11090	10781	10497	10188	9878	9569	9259
	-3.9	10110	9826	9569	9285	9001	8717	N/A
	-6.7	9156	8924	8666	8434	8176	N/A	N/A
	-9.4	8279	8073	7841	7608	N/A	N/A	N/A
TEZA050H2 Compressor Model ZB38KCE	7.2	17693	17254	16790	16326	15836	15346	14830
	4.4	16300	15887	15449	15011	14572	14108	13644
	1.7	14959	14572	14185	13773	13360	12947	12509
	-1.1	13669	13334	12947	12586	12199	11812	11426
	-3.9	12457	12148	11812	11451	11116	10755	N/A
	-6.7	11322	11013	10703	10394	10084	N/A	N/A
	-9.4	10213	9955	9672	9388	N/A	N/A	N/A
TEZA060H2 Compressor Model ZB45KCE	7.2	21587	21046	20504	19937	19343	18750	18131
	4.4	19834	19343	18828	18312	17770	17203	16635
	1.7	18183	17719	17254	16764	16249	15733	15191
	-1.1	16610	16197	15758	15294	14830	14340	13850
	-3.9	15114	14727	14314	13902	13489	13025	N/A
	-6.7	13721	13360	12999	12612	12199	N/A	N/A
	-9.4	12431	12096	11735	11400	N/A	N/A	N/A
TEZA075H2 Compressor Model ZB56KCE	7.2	25018	24347	23651	22928	22206	21458	20685
	4.4	23006	22387	21742	21072	20401	19730	19008
	1.7	21097	20530	19937	19343	18725	18080	17435
	-1.1	19292	18776	18234	17693	17125	16558	15939
	-3.9	17615	17125	16635	16145	15630	15114	N/A
	-6.7	16016	15578	15140	14701	14237	N/A	N/A
	-9.4	14546	14134	13747	13334	N/A	N/A	N/A

--- Outside Operating Range

TEZ**R404A/R507 - MEDIUM TEMPERATURE
CAPACITY WATTS****50Hz**

CONDENSING UNIT MODEL	SATURATED SUCTION TEMPERATURE °C	AMBIENT TEMPERATURE °C						
		26.6	29.4	32.2	35	37.8	40.6	43.3
TEZA020M6 Compressor Model ZB15KCE	1.7	6267	6035	5777	5519	5236	4978	4694
	-1.1	5803	5571	5313	5081	4849	4591	4333
	-3.9	5339	5107	4901	4694	4462	4230	3998
	-6.7	4901	4694	4488	4307	4101	3868	3663
	-9.4	4462	4307	4101	3920	3740	3533	3353
	-12.2	4075	3920	3740	3585	3405	3224	3043
	-15.0	3688	3560	3405	3250	3095	2940	2760
	-17.8	3353	3224	3069	2940	2785	2657	2502
	-20.6	3018	2889	2785	2657	2527	2399	2244
-23.3	2708	2605	2476	2372	2270	2141	2012	
TEZA025M6 Compressor Model ZB19KCE	1.7	7841	7506	7196	6886	6551	6215	5880
	-1.1	7221	6938	6655	6345	6035	5725	5416
	-3.9	6655	6396	6112	5855	5571	5287	4978
	-6.7	6112	5855	5622	5364	5107	4849	4565
	-9.4	5571	5364	5132	4901	4668	4436	4178
	-12.2	5081	4874	4668	4462	4256	4023	3817
	-15.0	4616	4436	4256	4049	3868	3663	3456
	-17.8	4178	4023	3843	3663	3482	3301	3120
	-20.6	3766	3611	3456	3301	3147	2992	2812
-23.3	3378	3250	3095	2966	2812	2657	2502	
TEZA030M6 Compressor Model ZB21KCE	1.7	9826	9440	9053	8666	8279	7892	7479
	-1.1	9027	8692	8331	7969	7608	7248	6886
	-3.9	8279	7969	7660	7325	6990	6655	6293
	-6.7	7583	7299	6990	6706	6396	6087	5752
	-9.4	6912	6655	6370	6112	5829	5545	5262
	-12.2	6267	6035	5803	5545	5287	5029	4771
	-15.0	5674	5467	5262	5029	4797	4565	4307
	-17.8	5132	4926	4746	4539	4333	4101	3895
	-20.6	4616	4436	4256	4075	3895	3688	3482
-23.3	4126	3971	3817	3636	3482	3301	3120	
TEZA035M6 Compressor Model ZB26KCE	1.7	11219	10781	10343	9878	9414	8950	8485
	-1.1	10343	9930	9517	9104	8692	8254	7814
	-3.9	9491	9130	8744	8382	7969	7583	7170
	-6.7	8692	8356	8021	7660	7299	6938	6577
	-9.4	7944	7634	7325	7015	6680	6345	5984
	-12.2	7221	6963	6655	6370	6087	5777	5442
	-15.0	6551	6293	6035	5777	5519	5236	4952
	-17.8	5932	5700	5467	5210	4978	4719	4462
	-20.6	5339	5132	4926	4694	4488	4256	3998
-23.3	4771	4591	4411	4204	3998	3791	3585	
TEZA040M6 Compressor Model ZB30KCE	1.7	12586	12096	11554	11039	10497	9955	9388
	-1.1	11606	11142	10678	10188	9698	9182	8666
	-3.9	10678	10239	9801	9362	8898	8434	7969
	-6.7	9775	9388	8975	8562	8150	7711	7273
	-9.4	8924	8562	8176	7814	7428	7041	6628
	-12.2	8099	7763	7428	7093	6731	6370	6010
	-15.0	7325	7015	6706	6396	6087	5752	5416
	-17.8	6577	6319	6035	5752	5442	5159	4849
	-20.6	5880	5649	5390	5132	4849	4565	4281
-23.3	5236	5004	4771	4539	4281	4023	3766	

--- Outside Operating Range

CONDENSING UNIT MODEL	SATURATED SUCTION TEMPERATURE °C	AMBIENT TEMPERATURE °C						
		26.6	29.4	32.2	35	37.8	40.6	43.3
TEZA050M6 Compressor Model ZB38KCE	1.7	15681	15037	14417	13773	13128	12457	11787
	-1.1	14469	13876	13308	12715	12122	11503	10884
	-3.9	13308	12767	12250	11709	11142	10574	10007
	-6.7	12199	11709	11219	10729	10213	9698	9156
	-9.4	11142	10703	10265	9801	9337	8872	8382
	-12.2	10161	9775	9362	8950	8511	8073	7634
	-15.0	9233	8872	8485	8124	7737	7325	6912
	-17.8	8331	8021	7686	7351	6990	6628	6242
	-20.6	7506	7221	6912	6603	6293	5958	5622
	-23.3	6731	6473	6215	5932	5649	5339	5029
TEZA060M6 Compressor Model ZB45KCE	1.7	19085	18337	17589	16816	16042	15269	14469
	-1.1	17564	16893	16197	15500	14779	14056	13308
	-3.9	16145	15527	14882	14237	13592	12921	12225
	-6.7	14779	14211	13644	13050	12432	11812	11194
	-9.4	13489	12973	12457	11915	11348	10781	10213
	-12.2	12277	11812	11322	10832	10343	9826	9285
	-15.0	11116	10703	10265	9826	9362	8898	8408
	-17.8	10058	9672	9285	8872	8459	8021	7583
	-20.6	9027	8692	8356	7969	7608	7221	6809
	-23.3	8099	7789	7479	7144	6809	6473	6087
TEZA075M6 Compressor Model ZB56KCE	1.7	22387	21484	20581	19628	18647	17641	16636
	-1.1	20684	19859	19034	18157	17281	16351	15423
	-3.9	19034	18286	17538	16738	15939	15114	14263
	-6.7	17461	16790	16093	15397	14675	13901	13128
	-9.4	15965	15372	14752	14108	13438	12767	12070
	-12.2	14546	14004	13463	12870	12277	11684	11039
	-15.0	13231	12741	12225	11709	11194	10626	10058
	-17.8	11967	11529	11064	10600	10136	9646	9130
	-20.6	10781	10394	9981	9568	9130	8692	8227
	-23.3	9672	9310	8950	8562	8202	7789	7376

--- Outside Operating Range

TEZ**R404A/R507 - LOW TEMPERATURE
CAPACITY WATTS****50Hz**

CONDENSING UNIT MODEL	SATURATED SUCTION TEMPERATURE °C	AMBIENT TEMPERATURE °C						
		26.6	29.4	32.2	35	37.8	40.6	43.3
TEZA020L6 Compressor Model ZF06K4E	-17.8	3405	3275	3147	3018	2889	2760	2630
	-20.6	3069	2966	2863	2734	2630	2502	2399
	-23.3	2785	2682	2579	2476	2372	2270	2192
	-26.1	2502	2424	2347	2244	2167	2064	1986
	-28.9	2244	2192	2089	2012	1934	1857	1779
	-31.7	2012	1960	1883	1806	1728	1651	1599
	-34.4	1806	1728	1676	1599	1547	1470	1419
	-37.2	1573	1522	1470	1419	1367	1289	1238
	-40.0	1393	1341	1289	1238	1161	1109	1083
TEZA025L6 Compressor Model ZF08K4E	-17.8	4307	4153	3998	3843	3663	3482	3301
	-20.6	3895	3766	3636	3482	3327	3172	3018
	-23.3	3533	3405	3275	3147	3018	2889	2734
	-26.1	3172	3069	2966	2837	2734	2605	2476
	-28.9	2837	2760	2657	2554	2450	2347	2218
	-31.7	2554	2450	2372	2295	2192	2089	1986
	-34.4	2270	2192	2115	2037	1960	1857	1779
	-37.2	2012	1934	1883	1806	1728	1651	1573
	-40.0	1779	1702	1651	1599	1522	1444	1367
TEZA030L6 Compressor Model ZF09K4E	-17.8	4746	4565	4384	4204	4023	3817	3636
	-20.6	4307	4153	3998	3817	3663	3482	3301
	-23.3	3895	3766	3611	3482	3327	3172	3018
	-26.1	3508	3378	3275	3147	3018	2863	2734
	-28.9	3147	3043	2940	2837	2708	2579	2476
	-31.7	2812	2734	2630	2527	2424	2321	2218
	-34.4	2502	2424	2347	2270	2167	2089	1986
	-37.2	2218	2141	2089	2012	1934	1831	1754
	-40.0	1960	1883	1831	1754	1702	1624	1547
TEZA035L6 Compressor Model ZF11K4E	-17.8	5725	5519	5287	5081	4823	4591	4333
	-20.6	5210	5029	4823	4616	4411	4204	3971
	-23.3	4746	4565	4384	4204	4023	3817	3611
	-26.1	4281	4126	3971	3817	3636	3456	3275
	-28.9	3843	3714	3585	3430	3275	3120	2966
	-31.7	3430	3327	3198	3095	2940	2812	2682
	-34.4	3069	2966	2863	2760	2630	2527	2399
	-37.2	2708	2630	2527	2450	2347	2244	2141
	-40.0	2399	2321	2244	2167	2064	1986	1883
TEZA045L6 Compressor Model ZF13K4E	-17.8	6835	6577	6319	6035	5777	5494	5184
	-20.6	6190	5958	5725	5467	5236	4978	4719
	-23.3	5597	5390	5159	4952	4719	4488	4256
	-26.1	5029	4823	4642	4436	4256	4049	3817
	-28.9	4488	4333	4153	3971	3791	3611	3430
	-31.7	3998	3843	3688	3533	3378	3224	3069
	-34.4	3533	3405	3275	3147	3018	2863	2734
	-37.2	3095	2992	2863	2760	2657	2554	2450
	-40.0	2682	2605	2502	2424	2321	2244	2167

--- Outside Operating Range

CONDENSING UNIT MODEL	SATURATED SUCTION TEMPERATURE °C	AMBIENT TEMPERATURE °C						
		26.6	29.4	32.2	35	37.8	40.6	43.3
TEZA055L6 Compressor Model ZF15K4E	-17.8	8176	7866	7531	7221	6886	6525	6190
	-20.6	7402	7144	6860	6551	6267	5958	5622
	-23.3	6706	6448	6215	5958	5674	5390	5107
	-26.1	6035	5829	5597	5364	5132	4901	4642
	-28.9	5416	5236	5029	4849	4616	4411	4178
	-31.7	4849	4694	4514	4333	4153	3971	3766
	-34.4	4333	4178	4023	3868	3714	3533	3378
	-40.0	3843	3714	3585	3430	3301	3147	2992
TEZA060L6 Compressor Model ZF18K4E	-17.8	9852	9491	9104	8744	8356	7969	7557
	-20.6	8950	8614	8305	7944	7608	7273	6912
	-23.3	8099	7814	7531	7221	6912	6603	6293
	-26.1	7299	7041	6809	6525	6267	5984	5725
	-28.9	6551	6345	6112	5880	5649	5416	5184
	-31.7	5855	5674	5494	5287	5081	4874	4668
	-34.4	5210	5055	4901	4719	4539	4359	4178
	-40.0	4616	4462	4333	4178	4023	3868	3714
TEZA075L6 Compressor Model ZF24K4E	-17.8	12122	11709	11245	10806	10343	9852	9337
	-20.6	10987	10600	10213	9826	9388	8975	8511
	-23.3	9930	9595	9233	8898	8511	8124	7737
	-26.1	8924	8614	8331	8021	7686	7351	7015
	-28.9	7996	7737	7479	7196	6912	6628	6319
	-31.7	7118	6886	6680	6422	6190	5932	5649
	-34.4	6319	6112	5932	5700	5494	5262	5029
	-40.0	5571	5390	5210	5029	4849	4642	4436
TEZA100L6 Compressor Model ZF33K4E	-17.8	16506	15888	15242	14598	13927	13256	12560
	-20.6	15037	14469	13901	13308	12741	12122	11529
	-23.3	13618	13128	12612	12096	11580	11064	10523
	-26.1	12277	11839	11400	10936	10471	10007	9543
	-28.9	11043	10626	10213	9826	9414	9027	8614
	-31.7	9801	9440	9104	8744	8408	8047	7711
	-34.4	8640	8331	8021	7711	7428	7118	6835
	-40.0	7531	7248	6990	6731	6448	6215	5958
		6473	6242	5984	5752	5519	5313	5107

--- Outside Operating Range

CONDENSING UNIT MODEL	COMPRESSOR MODEL NO.	POWER SUPPLY	COMPRESSOR		CONDENSER FAN MOTOR		UNIT		
			RLA	LRA	QTY	FLA	MCA	MOP	
TEZA030H2-*	-S6A	ZB21KCE-PFJ	200-220/1/50	20.7	100	1	2.1	28.0	45
	-T7A	ZB21KCE-TF5	200-220/3/50	12.1	77	1	2.1	17.2	25
	-T9A	ZB21KCE-TFD	380-400/3/50	6.1	39	1	1.1	8.7	15
TEZA035H2-*	-T7A	ZB26KC-TF5	200-220/3/50	13.9	88	1	2.1	19.5	30
	-T9A	ZB26KC-TFD	380-400/3/50	7.1	44	1	1.1	10.0	15
TEZA040H2-*	-T7A	ZB30KCE-TF5	200-220/3/50	15.7	115	1	2.1	21.7	35
	-T9A	ZB30KCE-TFD	380-400/3/50	7.5	47.5	1	1.1	10.5	15
TEZA050H2-*	-T7A	ZB38KCE-TF5	200-220/3/50	22.1	115	1	2.1	29.7	50
	-T9A	ZB38KCE-TFD	380-400/3/50	9.6	63	1	1.1	13.1	20
TEZA060H2-*	-T7A	ZB45KCE-TF5	200-220/3/50	22.5	156	1	2.1	30.2	50
	-T9A	ZB45KCE-TFD	380-400/3/50	11.5	70	1	1.1	15.5	25
TEZA075H2-*	-T7A	ZB56KCE-TWC	200-220/3/50	30.0	189	1	2.1	39.6	70
	-T9A	ZB56KCE-TWD	380-400/3/50	15.7	94	1	1.1	20.7	35
TEZA020M6-*	-T7A	ZB15KCE-TF5	200-220/3/50	8.9	55	1	1.1	12.2	20
	-T9A	ZB15KCE-TFD	380-400/3/50	5.0	27	1	0.6	6.9	15
TEZA025M6-*	-T7A	ZB19KCE-TF5	200-220/3/50	10.0	63	1	1.1	13.6	20
	-T9A	ZB19KCE-TFD	380-400/3/50	5.0	31	1	0.6	6.9	15
TEZA030M6-*	-T7A	ZB21KCE-TF5	200-220/3/50	12.1	77	1	2.1	17.2	25
	-T9A	ZB21KCE-TFD	380-400/3/50	6.1	39	1	1.1	8.7	15
TEZA035M6-*	-T7A	ZB26KCE-TF5	200-220/3/50	13.9	88	1	2.1	19.5	30
	-T9A	ZB26KCE-TFD	380-400/3/50	7.1	44	1	1.1	10.0	15
TEZA040M6-*	-T7A	ZB30KCE-TF5	200-220/3/50	15.7	115	1	2.1	21.7	35
	-T9A	ZB30KCE-TFD	380-400/3/50	7.5	47.5	1	1.1	10.5	15
TEZA050M6-*	-T7A	ZB38KCE-TF5	200-220/3/50	22.1	115	1	2.1	29.7	50
	-T9A	ZB38KCE-TFD	380-400/3/50	9.6	63	1	1.1	13.1	20
TEZA060M6-*	-T7A	ZB45KCE-TF5	200-220/3/50	22.5	156	1	2.1	30.2	50
	-T9A	ZB45KCE-TFD	380-400/3/50	11.5	70	1	1.1	15.5	25
TEZA075M6-*	-T7A	ZB56KCE-TWC	200-220/3/50	30.0	189	1	2.1	39.6	70
	-T9A	ZB56KCE-TWD	380-400/3/50	15.7	94	1	1.1	20.7	35

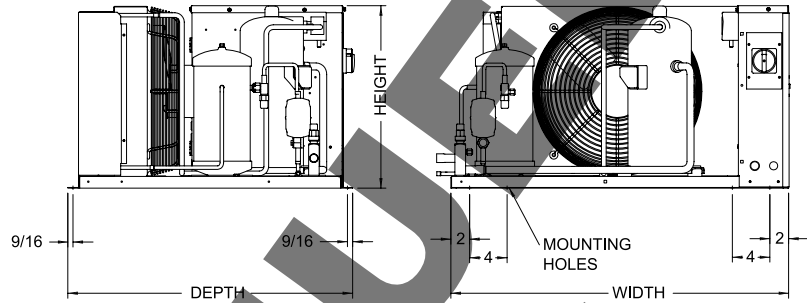
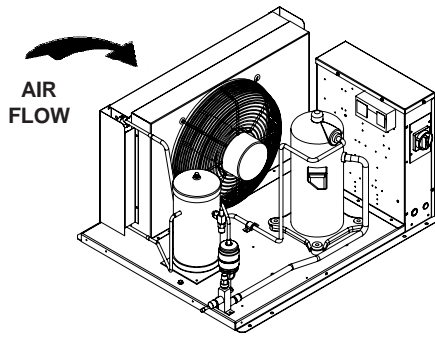
* I = Indoor, H = Outdoor. Above listed RLA value is based on UL rating method and may differ from published compressor RLA data.

† Not all 575V compressors available at time of printing

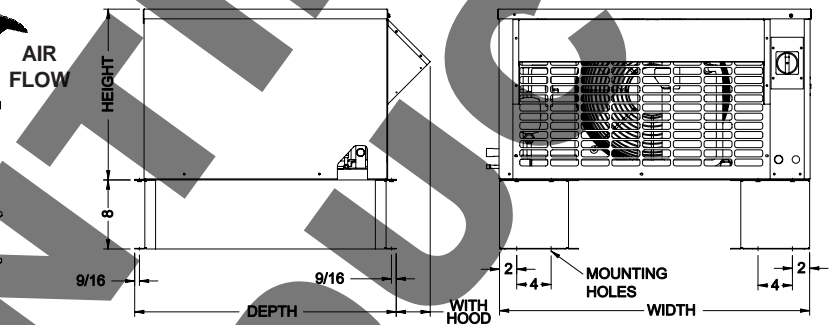
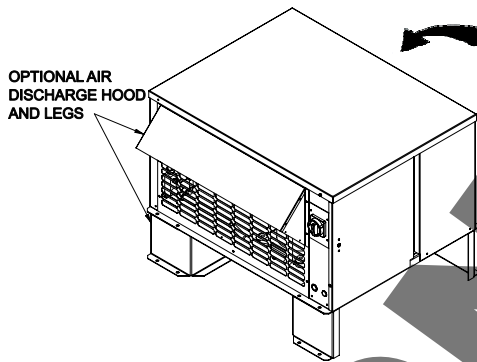
CONDENSING UNIT MODEL	COMPRESSOR MODEL NO.	POWER SUPPLY	COMPRESSOR		CONDENSER FAN MOTOR		UNIT		
			RLA	LRA	QTY	FLA	MCA	MOP	
TEZA020L6-*	-S6A	ZF06K4E-PFV	200-220/1/50	13.6	61	1	0.5	17.5	30
	-T7A	ZF06K4E-TF5	200-220/3/50	9.3	55	1	0.5	12.1	20
TEZA025L6-*	-S6A	ZF08K4E-PFV	200-220/1/50	16.4	73	1	1.1	21.6	35
	-T7A	ZF08K4E-TF5	200-220/3/50	9.7	63	1	1.1	13.2	20
	-T9A	ZF08K4E-TFD	380-400/3/50	5.0	39	1	0.6	6.9	15
TEZA030L6-*	-S6A	ZF09K4E-PFV	200-220/1/50	16.4	88	1	1.1	21.6	35
	-T7A	ZF09K4E-TF5	200-220/3/50	11.1	77	1	1.1	15.0	25
	-T9A	ZF09K4E-TFD	380-400/3/50	5.7	39	1	0.6	7.7	15
TEZA035L6-*	-S6A	ZF11K4E-PFV	200-220/1/50	20.7	109	1	1.1	27.0	45
	-T7A	ZF11K4E-TF5	200-220/3/50	13.6	88	1	1.1	18.1	30
	-T9A	ZF11K4E-TFD	380-400/3/50	7.1	44	1	0.6	9.5	15
TEZA045L6-*	-T7A	ZF13K4E-TF5	200-220/3/50	15.0	99	1	2.1	20.9	35
	-T9A	ZF13K4E-TFD	380-400/3/50	8.2	49.5	1	1.1	11.4	15
TEZA055L6-*	-S6A	ZF15K4E-PFV	200-220/1/50	31.8	169	1	2.1	41.9	70
	-T7A	ZF15K4E-TF5	200-220/3/50	21.4	123	1	2.1	28.9	50
	-T9A	ZF15K4E-TFD	380-400/3/50	9.6	62	1	1.1	13.1	20
TEZA060L6-*	-T7A	ZF18K4E-TF5	200-220/3/50	23.9	156	1	2.1	32.0	50
	-T9A	ZF18K4E-TFD	380-400/3/50	9.3	70	1	1.1	12.7	20
TEZA075L6-*	-T7A	ZF24K4E-TWC	200-220/3/50	30.0	189	1	2.1	39.6	70
	-T9A	ZF24K4E-TWD	380-400/3/50	15.7	94	1	1.1	20.7	35
TEZA100L6-*	-T7A	ZF33K4E-TWC	200-220/3/50	43.6	278	1	2.1	56.6	100
	-T9A	ZF33K4E-TWD	380-400/3/50	21.1	127	1	1.1	27.5	45

* I = Indoor, H = Outdoor. Above listed RLA value is based on UL rating method and may differ from published compressor RLA data.

DIMENSIONAL DATA (Models 020 to 035 L6)



INDOOR DIMENSIONS



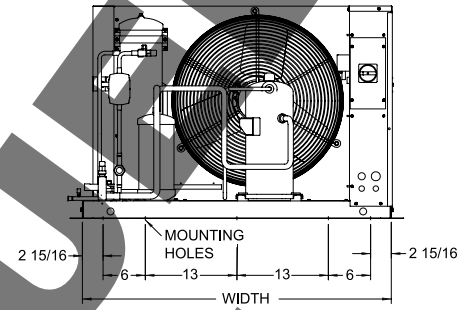
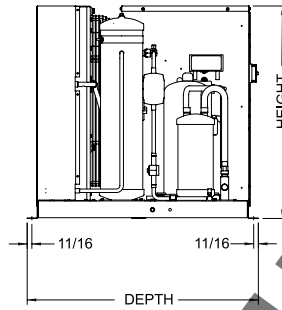
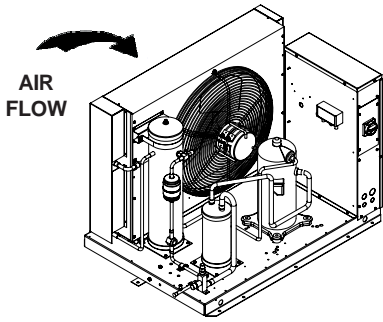
OUTDOOR DIMENSIONS

CONDENSING UNIT MODEL	WIDTH		DEPTH				HEIGHT*	
			Base		With Hood			
	Inches	mm	Inches	mm	Inches	mm	Inches	mm
TEZ A 020	36 3/8	924	30 3/8	772	34 3/8	873	19 7/8	505
TEZ A 025	36 3/8	924	30 3/8	772	34 3/8	873	19 7/8	505
TEZ A 030 L6	36 3/8	924	30 3/8	772	34 3/8	873	19 7/8	505
TEZ A 035 L6	36 3/8	924	30 3/8	772	34 3/8	873	19 7/8	505

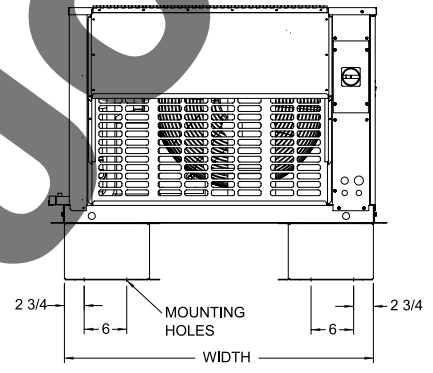
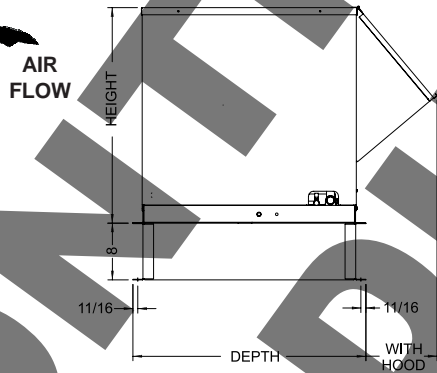
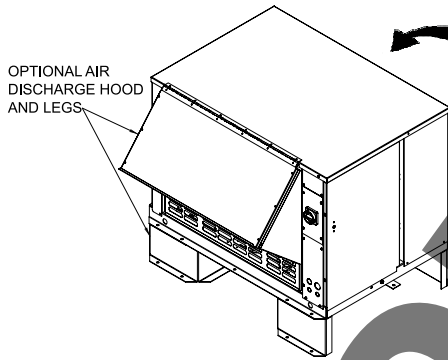
*Note: Dimensions for indoor models may be smaller by up to 3/8" (10 mm)

NOTE: Discharge hood and legs are optional components

DIMENSIONAL DATA (Models 030 H2/M6 to 100)



INDOOR DIMENSIONS



OUTDOOR DIMENSIONS

CONDENSING UNIT MODEL	WIDTH		DEPTH				HEIGHT*	
			Base		With Hood			
	Inches	mm	Inches	mm	Inches	mm	Inches	mm
TEZ A 030 H2/M6	47 3/8	1203	32 7/8	835	43	1092	30 3/8	772
TEZ A 035 H2/M6	47 3/8	1203	32 7/8	835	43	1092	30 3/8	772
TEZ A 040 H2/M6	47 3/8	1203	32 7/8	835	43	1092	30 3/8	772
TEZ A 045 L6	47 3/8	1203	32 7/8	835	43	1092	30 3/8	772
TEZ A 050 H2/M6	47 3/8	1203	32 7/8	835	43	1092	30 3/8	772
TEZ A 055 L6	47 3/8	1203	32 7/8	835	43	1092	30 3/8	772
TEZ A 060 L6	55 5/8	1413	35 7/8	911	50	1092	41 7/8	1064
TEZ A 075	55 5/8	1413	35 7/8	911	50	1092	41 7/8	1064
TEZ A 100 †	55 5/8	1413	35 7/8	911	50	1092	41 7/8	1064

*Note: Dimensions for indoor models may be smaller by up to 3/8" (10 mm)

† Options may be limited. Consult factory for details.

NOTE: Discharge hood and legs are optional components

CONDENSING UNIT MODEL	COMPRESSOR MODEL	UNIT CONNECTIONS				RECEIVER CAPACITY 90% FULL		APPROX. SHIPPING WEIGHT			
		SUCTION (OD)		LIQUID (OD)		Lbs.	Kgs	INDOOR		OUTDOOR	
		Inches	mm	Inches	mm			Lbs.	Kgs	Lbs.	Kgs
TEZA030H2	ZB21KCE	1 1/8	29	1/2	13	25	11	380	172	410	186
TEZA035H2	ZB26KC	1 1/8	29	1/2	13	25	11	380	172	415	188
TEZA040H2	ZB30KCE	1 1/8	29	1/2	13	25	11	390	177	420	191
TEZA050H2	ZB38KCE	1 1/8	29	1/2	13	25	11	390	177	425	193
TEZA060H2	ZB45KCE	1 3/8	35	5/8	16	35	16	430	195	470	213
TEZA075H2	ZB56KCE	1 3/8	35	5/8	16	35	16	440	200	480	218
TEZA020M6	ZB15KCE	7/8	22	3/8	10	11	5	280	127	300	136
TEZA025M6	ZB19KCE	7/8	22	1/2	13	14	6	290	132	320	145
TEZA030M6	ZB21KCE	1 1/8	29	1/2	13	22	10	380	172	410	186
TEZA035M6	ZB26KCE	1 1/8	29	1/2	13	22	10	380	172	415	188
TEZA040M6	ZB30KCE	1 1/8	29	1/2	13	22	10	390	177	420	191
TEZA050M6	ZB38KCE	1 1/8	29	1/2	13	22	10	390	177	425	193
TEZA060M6	ZB45KCE	1 3/8	35	5/8	16	30	14	430	195	470	213
TEZA075M6	ZB56KCE	1 3/8	35	5/8	16	30	14	440	200	480	218
TEZA020L6	ZF06K4E	7/8	22	3/8	10	11	5	290	132	315	143
TEZA025L6	ZF08K4E	7/8	22	3/8	10	14	6	310	141	335	152
TEZA030L6	ZF09K4E	7/8	22	3/8	10	14	6	390	177	425	193
TEZA035L6	ZF11K4E	1 1/8	29	1/2	13	14	6	400	181	430	195
TEZA045L6	ZF13K4E	1 1/8	29	1/2	13	22	10	400	181	435	197
TEZA055L6	ZF15K4E	1 1/8	29	1/2	13	22	10	400	181	440	200
TEZA060L6	ZF18K4E	1 3/8	35	1/2	13	30	14	450	204	485	220
TEZA075L6	ZF24K4E	1 3/8	35	5/8	16	30	14	460	209	495	225
TEZA100L6 ^	ZF33K4E	1 3/8	35	5/8	16	48	22	500	227	545	247

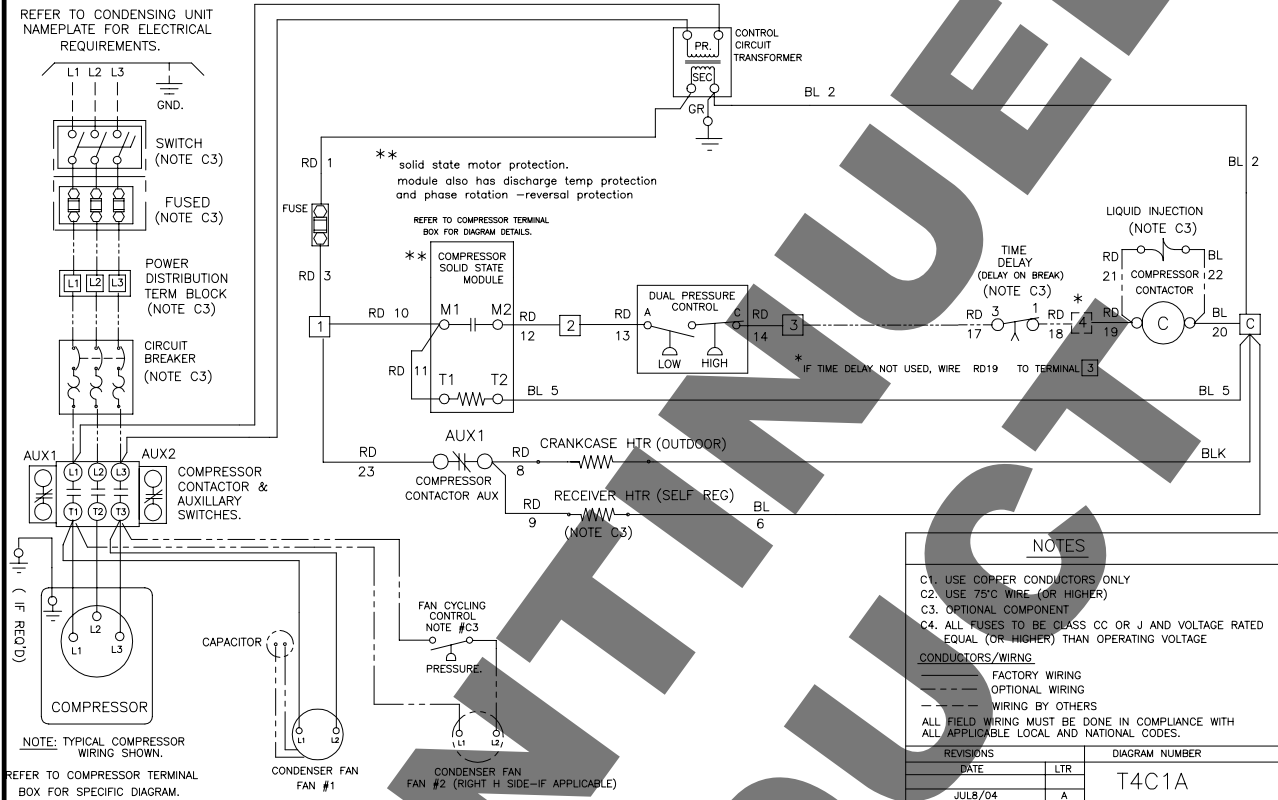
^ Options may be limited. Consult factory for details.

TYPICAL SYSTEM WIRING DIAGRAM

380-400/3/50

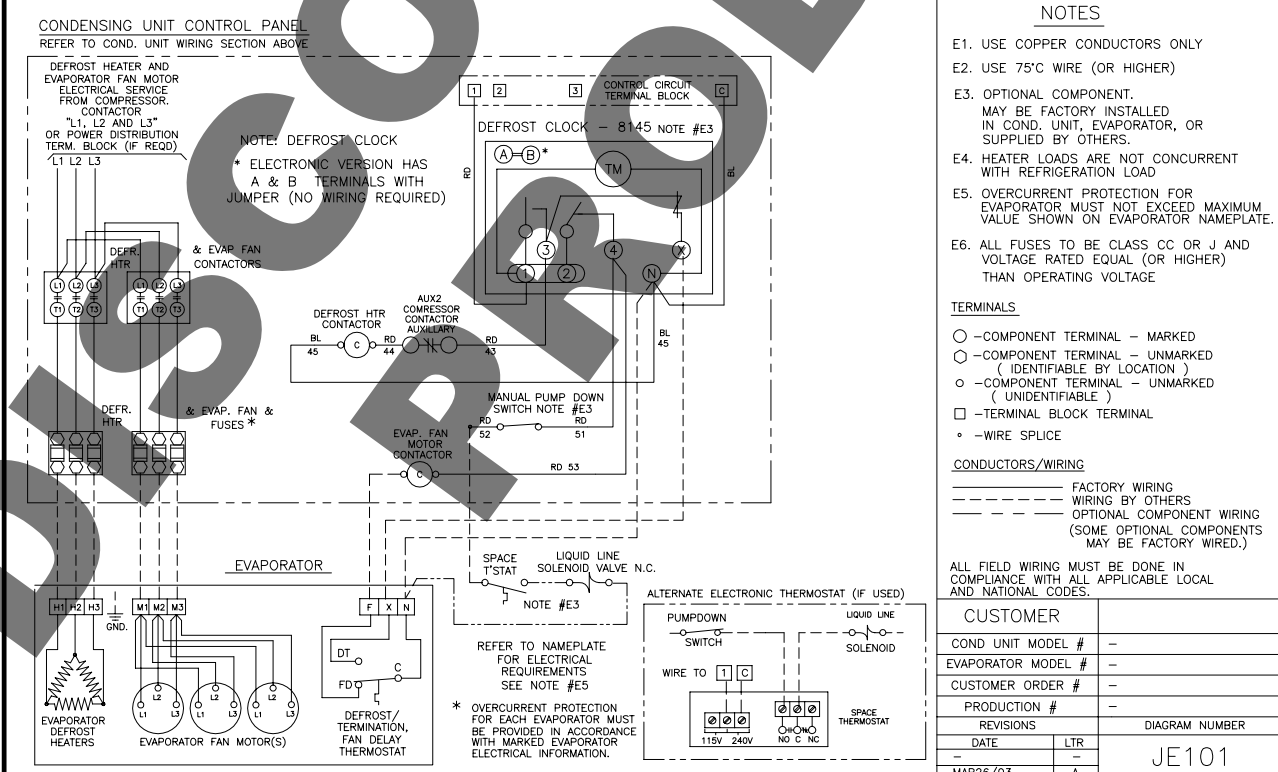
CONDENSING UNIT WIRING DIAGRAM

- 460-3-60 ,575-3-60 Hz or 380/400V-3-50 Hz
- SOLID STATE MODULE MOTOR PROTECTION (COPELAND SCROLL)
- STANDARD CONTROL CIRCUIT -W/ OPTIONAL CAPILL INJECTION



TYPICAL EVAPORATOR WIRING: FOR SINGLE MED PROFILE ELECT DEFOST EVAPORATOR- SINGLE POINT

FOR USE WITH: THREE PHASE CONDENSING UNITS WITH DEFOST TIME CLOCK, & EVAP FAN AND DEFR. HTR. CONTACTORS.



**DISCONTINUED
PRODUCT**

**DISCONTINUED
PRODUCT**

**DISCONTINUED
PRODUCT**

DISCONTINUED PRODUCT

System	
Model Number	Date of Start-Up
Serial Number	Service Contractor
Refrigerant	Phone
Electrical Supply	Fax



NATIONAL REFRIGERATION & AIR CONDITIONING CANADA CORP.
159 Roy Blvd. • Brantford • Ontario, Canada N3T 5Y6
PHONE: (519) 751-0444 • 800-463-9517 • FAX (519) 753-1140

