



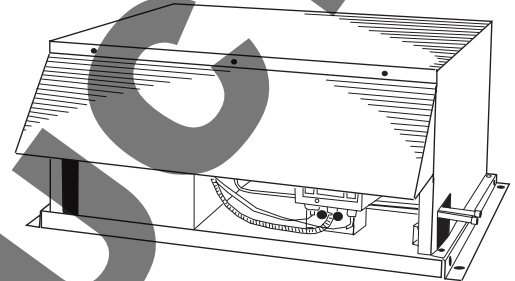

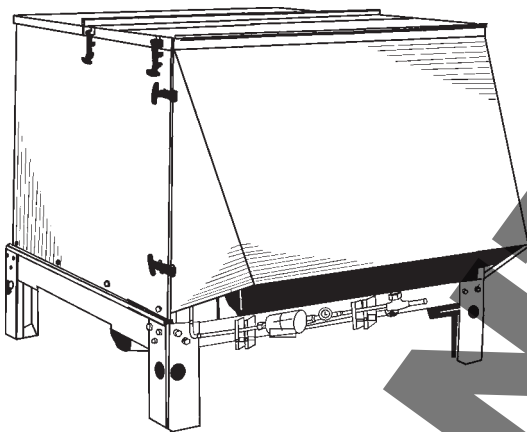
TZ-LINE CONDENSING UNITS

PRODUCT DATA & SPECIFICATIONS

BULLETIN: T40-TZ-PDS-11
1064607

INDOOR & OUTDOOR
AIR COOLED
SCROLL CONDENSING UNITS

2-15 HP



CONTENTS

	Page		Page
Features.....	2	Dimensional Data.....	7, 8
Indoor Unit.....	2	Specifications.....	9
Outdoor Unit.....	2	Electrical Specifications.....	10, 11, 12
Optional Features.....	2	R22 High Temp.....	10
Nomenclature.....	2	R404A, R507 Ext. Med. Temp..	11
Capacity Data.....	3, 4, 5, 6	R404A, R507 Low Temp.....	12
R22 High Temperature.....	3		
R404A, R507 Ext. Medium.....	4, 5		
R404A, R507 Low Temp.....	6		

WE ARE ON THE INTERNET
www.trentonrefrigeration.com

STANDARD FEATURES

Indoor Unit

Standard Features Include:

- Weatherproof electrical control box with compressor contactor and fused control circuit
- Welded hermetic scroll compressor
- Copper tubing secured with Hydra-Zorb / Cush-A-Clamp
- Receiver with fusible plug and liquid shut off valve
- Adjustable dual high / low pressure control
- Sealed liquid line filter drier and sight glass (std on R404A units)
- Suction and discharge service valves
- Oil level sight glass on compressor
- Discharge temperature safety thermostat
- Liquid injection (low temp. models).

OPTIONAL FEATURES (FACTORY MOUNTED)

- Suction accumulator
- Sealed or replaceable core suction filter
- Oil separator c/w oil return filter and solenoid valve
- Over-sized receiver
- Heated and insulated receiver
- Receiver inlet valve
- Sealed or replaceable core liquid line filter drier and sight glass
- Liquid line solenoid valve with 230 volt coil (shipped loose)
- Ball valve (shipped loose)
- Two valve adjustable flooded head pressure control
- Flex hose on all controls
- Compressor circuit breaker
- Compressor time delay relay
- Pump down toggle switch
- Time clock
- Defrost contactor with fuse block
- Evaporator fan contactor with fuse block
- Adjustable ambient fan cycling thermostat or pressure fan cycling control on 2 or more fan models
- Fused disconnect
- Phase / voltage monitor

**OTHER OPTIONS AVAILABLE AT YOUR REQUEST -
CONSULT FACTORY**

Outdoor Unit

All Standard Features of Indoor Unit Plus:

- Outdoor weather-resistant housing with removable hood
- Sealed liquid line filter drier and sight glass
- Flooded head pressure control (non adjustable)
- Adjustable pressure fan cycling control on 2 fan models only
- Crankcase heater
- Pump down toggle switch

NOMENCLATURE

TZ 030 H 2 - H T3 A

TZ - Line

Trenton Scroll
Condensing Unit

Nominal Horsepower

020 = 2 hp	075 = 7 1/2 hp
025 = 2 1/2 hp	090 = 9 hp
030 = 3 hp	100 = 10 hp
040 = 4 hp	130 = 13 hp
050 = 5 hp	150 = 15 hp
060 = 6 hp	

Application Range

L = Low (-40 °F to 0 °F Suction)
E = Extended Medium
(-20°F to 30°F Suction)
H = High (25°F to 45°F Suction)

Refrigerant

2 = R22
6 = R404A, R507

H = Outdoor I = Indoor

Voltage*

S2 = 208-230/1/60
S6 = 200-220/1/50
T3 = 208-230/3/60
T4 = 460/3/60
T5 = 575/3/60
T7 = 200-220/3/50
T8 = 380/3/60
T9 = 380-400/3/50

* Subject to compressor availability

Series / Generation

60Hz PERFORMANCE CAPACITY

Application Data Calculated at 65 °F. Return Gas, 0 °F. Liquid Subcooling

R22 - HIGH TEMPERATURE - CAPACITY (BTU/HR)

Unit Shipped with mineral oil

COND. UNIT MODEL	SAT. SUCTION TEMP. °F	80°F Amb.	90°F Amb.	95°F Amb.	100°F Amb.	105°F Amb.
TZ020H2 Compressor Model ZB15KA	45°F	26260	24870	24180	23480	22780
	40°F	24110	22820	22180	21540	20890
	35°F	21980	20770	20170	19570	18970
	30°F	20100	19080	18570	18060	17560
	25°F	18160	17230	16770	16300	15840
TZ025H2 Compressor Model ZB19KA	45°F	32800	31050	30170	29300	28430
	40°F	30030	28410	27600	26790	25980
	35°F	27410	25910	25170	24420	23670
	30°F	24970	23660	23010	22360	21700
	25°F	22600	21430	20850	20260	19670
TZ030H2 Compressor Model ZB21KA	45°F	36000	34090	33130	32170	31210
	40°F	33040	31280	30390	29510	28630
	35°F	30230	28620	27810	27000	26200
	30°F	26150	26490	26660	26830	27000
	25°F	25080	23760	23100	22440	21790
TZ035H2 Compressor Model ZB26KA	45°F	44460	42110	40930	39750	38580
	40°F	40800	38600	37500	36400	35300
	35°F	37270	35220	34190	33170	32140
	30°F	34060	32260	31370	30470	29580
	25°F	30820	29160	28330	27510	26680
TZ040H2 Compressor Model ZB30KA	45°F	53430	50530	49090	47640	46190
	40°F	48910	46220	44870	43520	42180
	35°F	44610	42090	40830	39580	38320
	30°F	40760	38610	37540	36470	35390
	25°F	36920	34920	33920	32920	31920
TZ050H2 Compressor Model ZB38KA	45°F	65890	62460	60740	59030	57310
	40°F	60420	57230	55640	54040	52450
	35°F	55180	52220	50730	49250	47760
	30°F	50450	47950	46700	45450	44200
	25°F	45700	43400	42250	41100	39950
TZ060H2 Compressor Model ZB45KA	45°F	75730	71870	69940	68010	66080
	40°F	69660	66080	64290	62500	60710
	35°F	63860	60540	58870	57210	55550
	30°F	58580	55690	54250	52800	51350
	25°F	53300	50650	49320	47990	46660
TZ075H2 Compressor Model ZB56KA	45°F	95360	90370	87870	85380	82880
	40°F	87370	82870	80610	78360	76110
	35°F	79870	75820	73800	71780	69750
	30°F	72800	69140	67310	65480	63650
	25°F	66210	62950	61310	59680	58040
TZ090H2 Compressor Model ZB68KA	45°F	117180	111020	107930	104850	101770
	40°F	107390	101770	98960	96160	93350
	35°F	98060	92950	90390	87840	85280
	30°F	89470	85060	82860	80660	78460
	25°F	81070	77090	75090	73100	71110
TZ100H2 Compressor Model ZB75KA	45°F	133560	126450	122890	119340	115780
	40°F	122570	116080	112830	109590	106340
	35°F	112070	106150	103190	100230	97270
	30°F	102440	97340	94790	92240	89690
	25°F	92920	88290	85980	83660	81350
TZ130H2 Compressor Model ZB92KA	45°F	165000	156490	152230	147970	143710
	40°F	151120	143410	139560	135700	131850
	35°F	137950	130950	127450	123950	120450
	30°F	126090	120280	117370	114460	111550
	25°F	114340	109150	106560	103960	101370
TZ150H2 Compressor Model ZB11MA	45°F	190850	181410	176690	171980	167260
	40°F	175910	167120	162720	158320	153920
	35°F	161750	153550	149450	145340	141240
	30°F	149010	141910	138370	134820	131270
	25°F	136150	129590	126310	123020	119740

60Hz PERFORMANCE CAPACITY

Application Data Calculated at 65 °F. Return Gas, 0 °F. Liquid Subcooling

R404A, R507 - EXT. MED TEMPERATURE - CAPACITY (BTU/HR) - NO INJECTION

Unit Shipped with polyolester oil

COND. UNIT MODEL	SAT. SUCTION TEMP. °F	80°F Amb.	90°F Amb.	95°F Amb.	100°F Amb.	105°F Amb.
TZ020E6 Compressor Model ZS15K4E	30°F	21560	19900	19070	18250	17420
	25°F	19820	18290	17530	16760	16000
	20°F	18300	16950	16280	15600	14930
	10°F	15300	14160	13600	13030	12460
	0°F	12670	11730	11260	10790	10320
	-10°F	10300	9560	9180	8810	8440
	-20°F	8340	7730	7430	7120	6820
TZ025E6 Compressor Model ZS19K4E	30°F	25070	23090	22100	21110	20120
	25°F	23150	21310	20400	19480	18560
	20°F	21470	19840	19030	18220	17400
	10°F	18060	16710	16040	15360	14690
	0°F	15110	13970	13400	12830	12260
	-10°F	12310	11440	11000	10560	10120
	-20°F	10010	9280	8910	8540	8180
TZ030E6 Compressor Model ZS21K4E	30°F	27270	25120	24040	22960	21880
	25°F	25220	23230	22240	21240	20250
	20°F	23400	21610	20710	19820	18920
	10°F	19780	18290	17540	16790	16050
	0°F	15910	15360	15090	14810	14530
	-10°F	13550	12550	12050	11550	11050
	-20°F	11050	10220	9810	9400	8990
TZ035E6 Compressor Model ZS26K4E	30°F	34540	31900	30580	29250	27930
	25°F	31900	29440	28210	26990	25760
	20°F	29560	27350	26250	25150	24040
	10°F	24910	23040	22110	21180	20240
	0°F	20800	19260	18490	17720	16950
	-10°F	16980	15760	15140	14530	13920
	-20°F	13810	12860	12380	11910	11430
TZ040E6 Compressor Model ZS30K4E	30°F	40460	37640	36230	34820	33410
	25°F	37450	34640	33240	31830	30430
	20°F	34910	32360	31080	29800	28530
	10°F	29350	26950	25750	24560	23360
	0°F	24340	22280	21260	20230	19200
	-10°F	19600	18030	17240	16450	15670
	-20°F	15530	14690	14270	13850	13430
TZ050E6 Compressor Model ZS38K4E	30°F	48360	44530	42620	40710	38790
	25°F	44750	41170	39380	37590	35800
	20°F	41590	38380	36780	35170	33570
	10°F	35130	32400	31040	29670	28310
	0°F	29380	27100	25950	24810	23670
	-10°F	24030	22170	21240	20310	19380
	-20°F	19580	18080	17330	16590	15840
TZ060E6 Compressor Model ZS45K4E	30°F	58710	54090	51790	49480	47180
	25°F	54230	50020	47910	45810	43710
	20°F	50210	46450	44570	42690	40810
	10°F	42370	39310	37770	36240	34710
	0°F	35430	32940	31690	30450	29200
	-10°F	28980	26990	25990	24990	24000
	-20°F	23620	21940	21100	20260	19420

60Hz PERFORMANCE CAPACITY

Application Data Calculated at 65 °F. Return Gas, 0 °F. Liquid Subcooling

R404A, R507 - EXT. MED TEMPERATURE - CAPACITY (BTU/HR) - NO INJECTION

Unit Shipped with polyolester oil

COND. UNIT MODEL	SAT. SUCTION TEMP. °F	80°F Amb.	90°F Amb.	95°F Amb.	100°F Amb.	105°F Amb.
TZ075E6 Compressor Model ZS56K4E	30°F	70630	65040	62250	59460	56660
	25°F	65180	60060	57500	54940	52380
	20°F	60310	55730	53440	51160	48870
	10°F	50800	47030	45150	43270	41390
	0°F	42370	39320	37790	36260	34740
	-10°F	34520	32100	30880	29670	28460
	-20°F	27890	25930	24950	23970	22990
TZ100E6 Compressor Model ZS75K4E	30°F	98630	92350	89210	86070	82930
	25°F	92100	85690	82490	79290	76080
	20°F	86500	80610	77660	74710	71760
	10°F	73080	67310	64420	61540	58650
	0°F	60650	55500	52920	50350	47770
	-10°F	48960	44790	42700	40620	38530
	-20°F	39590	37060	35800	34530	33270
TZ130E6 Compressor Model ZS92K4E	30°F	124500	114650	109730	104810	99890
	25°F	114880	105870	101370	96870	92360
	20°F	106230	98190	94170	90150	86120
	10°F	89390	82790	79490	76190	72900
	0°F	74460	69100	66410	63730	61050
	-10°F	60440	56300	54230	52160	50090
	-20°F	49170	45770	44060	42360	40650
TZ150E6 Compressor Model ZS11M4E	30°F	137920	126780	121200	115630	110060
	25°F	128310	118040	112900	107770	102630
	20°F	118690	109510	104920	100330	95740
	10°F	100230	92660	88870	85090	81300
	0°F	83510	77400	74350	71300	68250
	-10°F	68490	63620	61190	58760	56330
	-20°F	55440	51540	49590	47650	45700

60Hz PERFORMANCE CAPACITY

Application Data Calculated at 65 °F. Return Gas, 0 °F. Liquid Subcooling

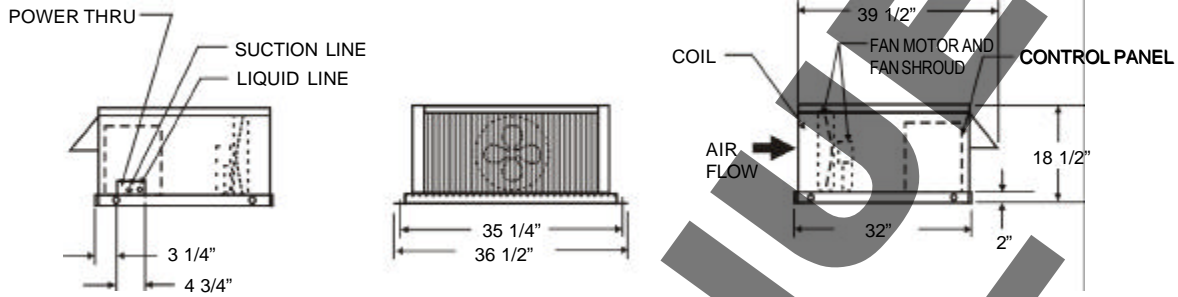
R404A, R507 - LOW TEMPERATURE - CAPACITY (BTU/HR) - LIQUID INJECTION

Unit Shipped with polyolester oil

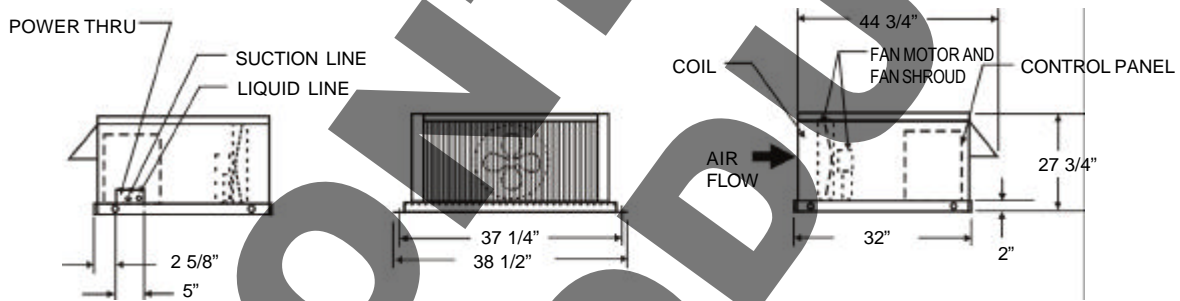
COND. UNIT MODEL	SAT. SUCTION TEMP. °F	80°F Amb.	90°F Amb.	95°F Amb.	100°F Amb.	105°F Amb.
TZ020L6 Compressor Model ZF06K4E	0°F	12360	11440	10980	10520	10060
	-10°F	10120	9410	9050	8700	8340
	-20°F	8210	7630	7350	7060	6770
	-30°F	6530	6060	5830	5600	5370
	-40°F	5060	4670	4470	4270	4080
TZ025L6 Compressor Model ZF08K4E	0°F	15080	13980	13430	12880	12340
	-10°F	12440	11520	11050	10590	10130
	-20°F	10080	9370	9010	8650	8290
	-30°F	8060	7510	7230	6950	6670
	-40°F	6340	5880	5640	5410	5180
TZ030L6 Compressor Model ZF09K4E	0°F	16700	15470	14860	14250	13630
	-10°F	13810	12800	12300	11790	11280
	-20°F	11240	10450	10060	9660	9270
	-30°F	8990	8370	8060	7750	7440
	-40°F	7080	6560	6310	6050	5800
TZ035L6 Compressor Model ZF11K4E	0°F	20960	19390	18610	17830	17050
	-10°F	17190	15930	15300	14670	14040
	-20°F	13950	12970	12470	11980	11480
	-30°F	11210	10390	9990	9580	9170
	-40°F	8840	8200	7870	7550	7220
TZ040L6 Compressor Model ZF13K4E	0°F	24960	22940	21930	20920	19910
	-10°F	20570	18850	17990	17120	16260
	-20°F	16630	15170	14440	13710	12990
	-30°F	13110	11910	11320	10720	10120
	-40°F	9970	9060	8610	8150	7700
TZ050L6 Compressor Model ZF15K4E	0°F	29730	27470	26340	25220	24090
	-10°F	24560	22740	21820	20910	20000
	-20°F	19970	18450	17700	16940	16180
	-30°F	15940	14740	14140	13540	12940
	-40°F	12460	11480	10990	10510	10020
TZ060L6 Compressor Model ZF18K4E	0°F	35730	33130	31830	30530	29220
	-10°F	29310	27230	26190	25150	24110
	-20°F	23720	22090	21280	20470	19660
	-30°F	18800	17580	16970	16360	15750
	-40°F	14670	13700	13210	12730	12240
TZ075L6 Compressor Model ZF24K4E	0°F	42610	39480	37920	36360	34800
	-10°F	35030	32570	31330	30100	28870
	-20°F	28350	26400	25420	24440	23460
	-30°F	22530	21050	20310	19560	18820
	-40°F	17630	16380	15750	15120	14490
TZ100L6 Compressor Model ZF33K4E	0°F	61670	57310	55130	52950	50770
	-10°F	50920	47080	45170	43250	41330
	-20°F	41050	37790	36170	34540	32920
	-30°F	32140	29490	28170	26850	25520
	-40°F	24210	22210	21210	20210	19210
TZ130L6 Compressor Model ZF40K4E	0°F	74910	69410	66660	63910	61160
	-10°F	61580	57180	54980	52780	50590
	-20°F	49930	46440	44700	42960	41220
	-30°F	39930	37100	35680	34260	32840
	-40°F	31370	28990	27790	26600	25410
TZ150L6 Compressor Model ZF48K4E	0°F	84290	77960	74800	71630	68470
	-10°F	69520	64450	61920	59380	56850
	-20°F	56510	52490	50480	48460	46450
	-30°F	45270	42090	40500	38910	37330
	-40°F	35630	32900	31540	30180	28810

TZ - LINE DIMENSIONAL DATA

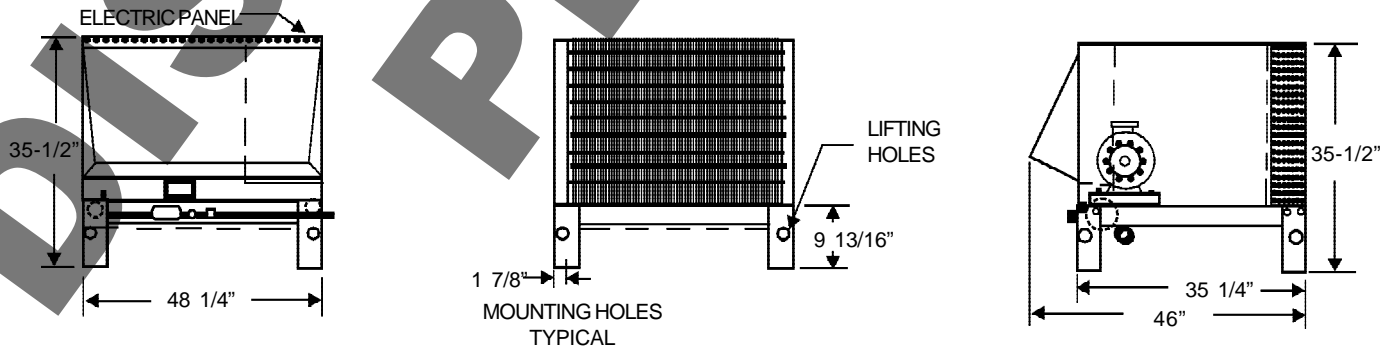
TZ020 (H2) (E6) (L6)



TZ025 (H2) (E6) (L6), TZ030 (H2) (E6) (L6), TZ035 (H2) (E6) (L6), TZ040 (E6) (L6)

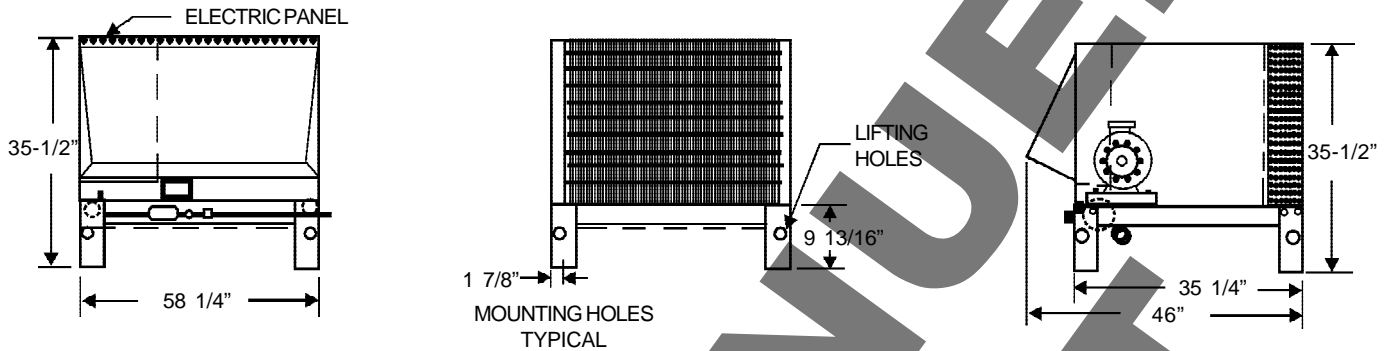


TZ050 (E6) (L6)

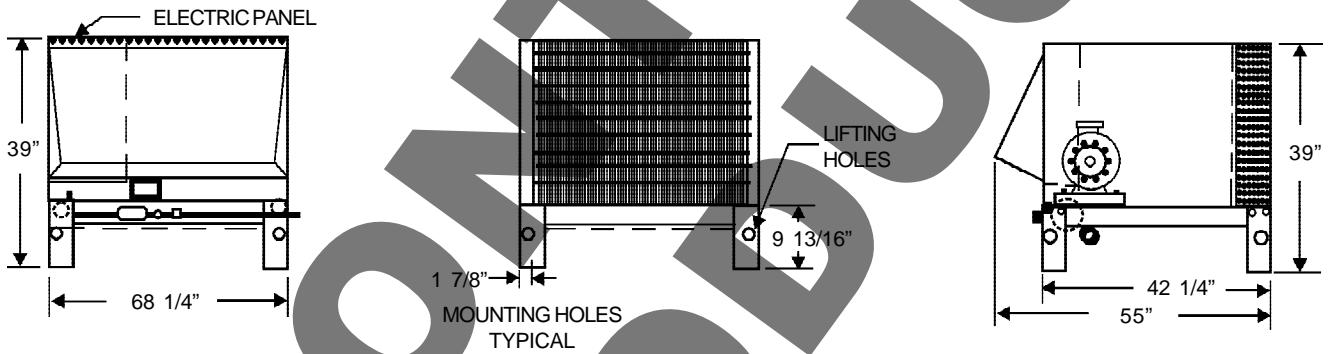


TZ - LINE DIMENSIONAL DATA

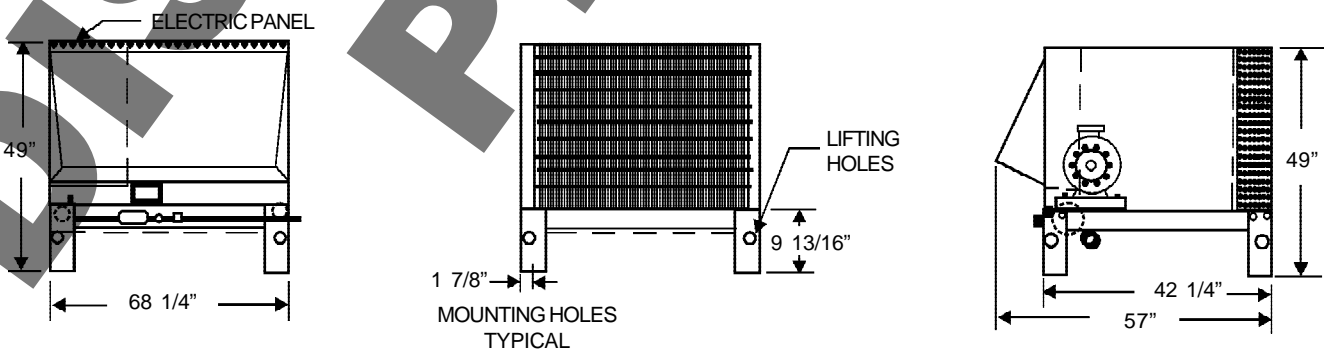
TZ040 (H2), TZ050 (H2), TZ060 (H2) (E6) (L6), TZ075 (E6) (L6)



TZ075 (H2), TZ090 (H2), TZ100 (E6) (L6), TZ130 (E6) (L6)



TZ100 (H2), TZ130 (H2), TZ150 (H2) (E6) (L6)



TZ - LINE SPECIFICATIONS

MODEL	COMPRESSOR	CONNECTIONS		RECEIVER CAPACITY @ 90% FULL (LBS)		SHIPPING WEIGHT (LBS)
		LIQUID (OD)	SUCTION (OD)	INDOOR	OUTDOOR	
TZ020H2 - HS2, HT3, HT4	ZB15KA	3/8	7/8	15	15	260
TZ025H2 - HS2, HT3, HT4	ZB19KA	1/2	1 1/8	21	21	380
TZ030H2 - HS2, HT3, HT4, HT5	ZB21KA	1/2	1 1/8	21	21	380
TZ035H2 - HS2, HT3, HT4, HT5	ZB26KA	1/2	1 1/8	21	21	540
TZ040H2 - HS2, HT3, HT4, HT5	ZB30KA	1/2	1 1/8	44	70	585
TZ050H2 - HS2, HT3, HT4, HT5	ZB38KA	5/8	1 3/8	44	70	685
TZ060H2 - HT3, HT4, HT5	ZB45KA	5/8	1 3/8	44	70	760
TZ075H2 - HT3, HT4, HT5	ZB56KA	5/8	1 3/8	70	70	880
TZ090H2 - HT3, HT4, HT5	ZB68KA	5/8	1 3/8	70	70	900
TZ100H2 - HT3, HT4, HT5	ZB75KA	5/8	1 3/8	70	95	1090
TZ130H2 - HT3, HT4, HT5	ZB92KA	5/8	1 3/8	82	119	1090
TZ150H2 - HT3, HT4, HT5	ZB11MA	7/8	1 5/8	82	119	1260
TZ020L6 - HS2, HT3, HT4	ZF06K4E	1/2	7/8	12	12	260
TZ025L6 - HS2, HT3, HT4	ZF08K4E	1/2	7/8	12	12	380
TZ030L6 - HS2, HT3, HT4, HT5	ZF09K4E	1/2	1 1/8	12	12	380
TZ035L6 - HS2, HT3, HT4, HT5	ZF11K4E	1/2	1 1/8	25	25	540
TZ040L6 - HS2, HT3, HT4, HT5	ZF13K4E	1/2	1 1/8	30	30	585
TZ050L6 - HS2, HT3, HT4, HT5	ZF15K4E	1/2	1 1/8	30	30	685
TZ060L6 - HT3, HT4, HT5	ZF18K4E	5/8	1 3/8	38	38	760
TZ075L6 - HT3, HT4, HT5	ZF24K4E	5/8	1 3/8	38	61	880
TZ100L6 - HT3, HT4, HT5	ZF33K4E	5/8	1 3/8	61	61	1090
TZ130L6 - HT3, HT4, HT5	ZF40K4E	5/8	1 3/8	61	61	1090
TZ150L6 - HT3, HT4, HT5	ZF48K4E	5/8	1 3/8	72	72	1260
TZ020E6 - HS2, HT3, HT4	ZS15K4E	1/2	7/8	12	12	260
TZ025E6 - HS2, HT3, HT4	ZS19K4E	1/2	7/8	12	12	380
TZ030E6 - HS2, HT3, HT4, HT5	ZS21K4E	1/2	1 1/8	12	12	380
TZ035E6 - HS2, HT3, HT4, HT5	ZS26K4E	1/2	1 1/8	25	25	540
TZ040E6 - HS2, HT3, HT4, HT5	ZS30K4E	1/2	1 1/8	30	30	585
TZ050E6 - HS2, HT3, HT4, HT5	ZS38K4E	1/2	1 1/8	30	30	685
TZ060E6 - HT3, HT4, HT5	ZS45K4E	5/8	1 3/8	38	38	760
TZ075E6 - HT3, HT4, HT5	ZS56K4E	5/8	1 3/8	38	61	880
TZ100E6 - HT3, HT4, HT5	ZS75K4E	5/8	1 3/8	61	61	1090
TZ130E6 - HT3, HT4, HT5	ZS92K4E	5/8	1 3/8	61	61	1090
TZ150E6 - HT3, HT4, HT5	ZS11M4E	5/8	1 3/8	72	72	1260

TZ - LINE 60Hz ELECTRICAL SPECIFICATIONS

MODEL	POWER SUPPLY	COMPRESSOR		CONDENSER FANS			TOTAL AMPS	M.C.A.	M.O.P.
		RLA	LRA	QTY	HP @	FLA@			
TZ020H2	208-230/1/60	13.6	61.0	2	1/15	0.85	15.3	18.7	30
TZ020H2	208-230/3/60	6.4	40.0	2	1/15	0.85	8.1	9.7	15
TZ020H2	460/3/60	4.3	27.0	2	1/15	0.43	5.2	6.2	15
TZ025H2	208-230/1/60	15.0	73.0	1	1/3	3.2	18.2	22.0	35
TZ025H2	208-230/3/60	10.7	63.0	1	1/3	3.2	13.9	16.6	25
TZ025H2	460/3/60	5.0	31.0	1	1/3	1.6	6.6	7.9	15
TZ030H2	208-230/1/60	17.9	88.0	1	1/3	3.2	21.1	25.6	40
TZ030H2	208-230/3/60	11.4	77.0	1	1/3	3.2	14.6	17.5	25
TZ030H2	460/3/60	5.7	39.0	1	1/3	1.6	7.3	8.7	15
TZ030H2	575/3/60	4.7	31.0	1	1/3	1.6	6.3	7.5	15
TZ035H2	208-230/1/60	20.4	109.0	1	1/3	3.2	23.6	28.7	45
TZ035H2	208-230/3/60	13.9	88.0	1	1/3	3.2	17.1	20.6	30
TZ035H2	460/3/60	7.1	44.0	1	1/3	1.6	8.7	10.5	15
TZ035H2	575/3/60	5.3	34.0	1	1/3	1.6	6.9	8.2	15
TZ040H2	208-230/1/60	26.4	129.0	2	1/3	3.2	32.8	39.4	60
TZ040H2	208-230/3/60	15.0	99.0	2	1/3	3.2	21.4	25.2	40
TZ040H2	460/3/60	8.2	49.5	2	1/3	1.6	11.4	13.5	20
TZ040H2	575/3/60	6.4	40.0	2	1/3	1.6	9.6	11.2	15
TZ050H2	208-230/1/60	32.1	169.0	2	1/3	3.2	38.5	46.5	70
TZ050H2	208-230/3/60	19.3	128.0	2	1/3	3.2	25.7	30.5	45
TZ050H2	460/3/60	10.0	62.0	2	1/3	1.6	13.2	15.7	25
TZ050H2	575/3/60	7.8	50.0	2	1/3	1.6	11.0	13.0	20
TZ060H2	208-230/3/60	20.7	156.0	2	1/3	3.2	27.1	32.3	50
TZ060H2	460/3/60	10.0	70.0	2	1/3	1.6	13.2	15.7	25
TZ060H2	575/3/60	8.2	54.0	2	1/3	1.6	11.4	13.5	20
TZ075H2	208-230/3/60	27.2	189.0	2	3/4	4.2	35.6	42.4	60
TZ075H2	460/3/60	14.3	94.0	2	3/4	2.1	18.5	22.1	35
TZ075H2	575/3/60	10.4	74.0	2	3/4	2.1	14.6	17.2	25
TZ090H2	208-230/3/60	34.3	232.0	2	3/4	4.2	42.7	51.3	80
TZ090H2	460/3/60	17.5	125.0	2	3/4	2.1	21.7	26.1	40
TZ090H2	575/3/60	13.2	100.0	2	3/4	2.1	17.4	20.7	30
TZ100H2	208-230/3/60	38.6	278.0	2	3/4	4.2	47.0	56.7	90
TZ100H2	460/3/60	18.9	127.0	2	3/4	2.1	23.1	27.8	45
TZ100H2	575/3/60	15.7	100.0	2	3/4	2.1	19.9	23.8	35
TZ130H2	208-230/3/60	47.1	350.0	2	3/4	4.2	55.5	67.3	110
TZ130H2	460/3/60	25.0	158.0	2	3/4	2.1	29.2	35.5	60
TZ130H2	575/3/60	19.9	125.0	2	3/4	2.1	24.1	29.1	45
TZ150H2	208-230/3/60	60.3	425.0	2	3/4	4.2	68.7	83.8	140
TZ150H2	460/3/60	27.2	187.0	2	3/4	2.1	31.4	38.2	60
TZ150H2	575/3/60	23.5	148.0	2	3/4	2.1	27.7	33.6	50

M.C.A. = Minimum Circuit Ampacity

M.O.P. = Maximum Overcurrent Protection

TZ - LINE 60Hz ELECTRICAL SPECIFICATIONS

MODEL	POWER SUPPLY	COMPRESSOR		CONDENSER FANS			TOTAL AMPS	M.C.A.	M.O.P.
		RLA	LRA	QTY	HP @	FLA@			
TZ020E6	208-230/1/60	13.6	61.0	2	1/15	0.85	15.3	18.7	30
TZ020E6	208-230/3/60	9.3	55.0	2	1/15	0.85	11.0	13.3	20
TZ020E6	460/3/60	4.3	27.0	2	1/15	0.43	5.2	6.2	15
TZ025E6	208-230/1/60	16.4	73.0	1	1/3	3.2	19.6	23.7	40
TZ025E6	208-230/3/60	9.7	63.0	1	1/3	3.2	12.9	15.3	25
TZ025E6	460/3/60	5.0	31.0	1	1/3	1.6	6.6	7.9	15
TZ030E6	208-230/1/60	16.4	88.0	1	1/3	3.2	19.6	23.7	40
TZ030E6	208-230/3/60	11.1	77.0	1	1/3	3.2	14.3	17.1	25
TZ030E6	460/3/60	5.7	39.0	1	1/3	1.6	7.3	8.7	15
TZ030E6	575/3/60	4.3	31.0	1	1/3	1.6	5.9	7.0	15
TZ035E6	208-230/1/60	20.7	109.0	1	1/3	3.2	23.9	29.1	45
TZ035E6	208-230/3/60	13.6	88.0	1	1/3	3.2	16.8	20.2	30
TZ035E6	460/3/60	7.1	44.0	1	1/3	1.6	8.7	10.5	15
TZ035E6	575/3/60	5.0	34.0	1	1/3	1.6	6.6	7.9	15
TZ040E6	208-230/1/60	26.8	129.0	1	1/3	3.2	30.0	36.7	60
TZ040E6	208-230/3/60	15.0	99.0	1	1/3	3.2	18.2	22.0	35
TZ040E6	460/3/60	8.2	49.5	1	1/3	1.6	9.8	11.9	20
TZ040E6	575/3/60	6.8	40.0	1	1/3	1.6	8.4	10.1	15
TZ050E6	208-230/1/60	31.8	169.0	1	1/3	3.2	35.0	43.0	70
TZ050E6	208-230/3/60	21.4	123.0	1	1/3	3.2	24.6	30.0	50
TZ050E6	460/3/60	9.6	62.0	1	1/3	1.6	11.2	13.6	20
TZ050E6	575/3/60	7.9	50.0	1	1/3	1.6	9.5	11.5	15
TZ060E6	208-230/3/60	23.9	156.0	2	1/3	3.2	30.3	36.3	60
TZ060E6	460/3/60	9.3	70.0	2	1/3	1.6	12.5	14.8	20
TZ060E6	575/3/60	7.9	54.0	2	1/3	1.6	11.1	13.1	20
TZ075E6	208-230/3/60	30.9	189.0	2	1/3	3.2	37.3	45.0	70
TZ075E6	460/3/60	16.2	94.0	2	1/3	1.6	19.4	23.5	35
TZ075E6	575/3/60	11.8	74.0	2	1/3	1.6	15.0	18.0	25
TZ100E6	208-230/3/60	44.9	278.0	2	3/4	4.2	53.3	64.5	100
TZ100E6	460/3/60	21.7	127.0	2	3/4	2.1	25.9	31.3	50
TZ100E6	575/3/60	16.6	100.0	2	3/4	2.1	20.8	25.0	40
TZ130E6	208-230/3/60	52.9	350.0	2	3/4	4.2	61.3	74.5	120
TZ130E6	460/3/60	26.5	175.0	2	3/4	2.1	30.7	37.3	60
TZ130E6	575/3/60	21.2	140.0	2	3/4	2.1	25.4	30.7	50
TZ150E6	208-230/3/60	60.0	425.0	2	3/4	4.2	68.4	83.4	140
TZ150E6	460/3/60	28.2	187.0	2	3/4	2.1	32.4	39.5	60
TZ150E6	575/3/60	22.5	148.0	2	3/4	2.1	26.7	32.3	50

M.C.A. = Minimum Circuit Ampacity

M.O.P. = Maximum Overcurrent Protection

TZ - LINE 60Hz ELECTRICAL SPECIFICATIONS

MODEL	POWER SUPPLY	COMPRESSOR		CONDENSER FANS			TOTAL AMPS	M.C.A.	M.O.P.
		RLA	LRA	QTY	HP @	FLA@			
TZ020L6	208-230/1/60	13.6	61.0	2	1/15	0.85	15.3	18.7	30
TZ020L6	208-230/3/60	9.3	55.0	2	1/15	0.85	11.0	13.3	20
TZ020L6	460/3/60	4.3	27.0	2	1/15	0.43	5.2	6.2	15
TZ025L6	208-230/1/60	16.4	73.0	1	1/3	3.2	19.6	23.7	40
TZ025L6	208-230/3/60	9.7	63.0	1	1/3	3.2	12.9	15.3	25
TZ025L6	460/3/60	5.0	31.0	1	1/3	1.6	6.6	7.9	15
TZ030L6	208-230/1/60	16.4	88.0	1	1/3	3.2	19.6	23.7	40
TZ030L6	208-230/3/60	11.1	77.0	1	1/3	3.2	14.3	17.1	25
TZ030L6	460/3/60	5.7	39.0	1	1/3	1.6	7.3	8.7	15
TZ030L6	575/3/60	4.3	31.0	1	1/3	1.6	5.9	7.0	15
TZ035L6	208-230/1/60	20.7	109.0	1	1/3	3.2	23.9	29.1	45
TZ035L6	208-230/3/60	13.6	88.0	1	1/3	3.2	16.8	20.2	30
TZ035L6	460/3/60	7.1	44.0	1	1/3	1.6	8.7	10.5	15
TZ035L6	575/3/60	5.0	34.0	1	1/3	1.6	6.6	7.9	15
TZ040L6	208-230/1/60	26.8	129.0	1	1/3	3.2	30.0	36.7	60
TZ040L6	208-230/3/60	15.0	99.0	1	1/3	3.2	18.2	22.0	35
TZ040L6	460/3/60	8.2	49.5	1	1/3	1.6	9.8	11.9	20
TZ040L6	575/3/60	6.8	40.0	1	1/3	1.6	8.4	10.1	15
TZ050L6	208-230/1/60	31.8	169.0	1	1/3	3.2	35.0	43.0	70
TZ050L6	208-230/3/60	21.4	123.0	1	1/3	3.2	24.6	30.0	50
TZ050L6	460/3/60	9.6	62.0	1	1/3	1.6	11.2	13.6	20
TZ050L6	575/3/60	7.9	50.0	1	1/3	1.6	9.5	11.5	15
TZ060L6	208-230/3/60	23.9	156.0	2	1/3	3.2	30.3	36.3	60
TZ060L6	460/3/60	9.3	70.0	2	1/3	1.6	12.5	14.8	20
TZ060L6	575/3/60	7.9	54.0	2	1/3	1.6	11.1	13.1	20
TZ075L6	208-230/3/60	30.9	189.0	2	1/3	3.2	37.3	45.0	70
TZ075L6	460/3/60	16.2	94.0	2	1/3	1.6	19.4	23.5	35
TZ075L6	575/3/60	11.8	74.0	2	1/3	1.6	15.0	18.0	25
TZ100L6	208-230/3/60	44.9	278.0	2	3/4	4.2	53.3	64.5	100
TZ100L6	460/3/60	21.7	127.0	2	3/4	2.1	25.9	31.3	50
TZ100L6	575/3/60	16.6	100.0	2	3/4	2.1	20.8	25.0	40
TZ130L6	208-230/3/60	52.9	350.0	2	3/4	4.2	61.3	74.5	120
TZ130L6	460/3/60	26.5	175.0	2	3/4	2.1	30.7	37.3	60
TZ130L6	575/3/60	21.2	140.0	2	3/4	2.1	25.4	30.7	50
TZ150L6	208-230/3/60	60.0	425.0	2	3/4	4.2	68.4	83.4	140
TZ150L6	460/3/60	28.2	187.0	2	3/4	2.1	32.4	39.5	60
TZ150L6	575/3/60	22.5	148.0	2	3/4	2.1	26.7	32.3	50

M.C.A. = Minimum Circuit Ampacity
M.O.P. = Maximum Overcurrent Protection



NATIONAL REFRIGERATION & AIR CONDITIONING CANADA CORP.

159 Roy Blvd., Brantford, Ontario, Canada N3T 5Y6
Phone (519) 751-0444 • Fax (519) 753-1140



Due to National Refrigeration's policy of continuous product improvement, we reserve the right to make changes without notice.